

INVESTMENT PORTFOLIO SUMMARY



For the Quarter Ended
September 30, 2025



**Town of Fairview
Investment Officers' Certification**

**For the Quarter Ended
September 30, 2025**


The Town of Fairview (the "Town") has prepared this report in accordance with Chapter 2256 of the Texas Public Funds Investment Act ("PFIA"). Section 2256.023(a) of the PFIA states that: "Not less than quarterly, the investment officer shall prepare and submit to the governing body of the entity a written report of the investment transactions for all funds covered by this chapter for the preceding reporting period." This report is signed by the Town's investment officers and includes the disclosures required in the PFIA.

The investment portfolio complied with the PFIA and the Town's approved Investment Policy and Strategy throughout the period. All investment transactions made in the portfolio during this period were made on behalf of the Town and were made in full compliance with the PFIA and the approved Investment Policy.

Officer Names and Titles:


Name: Steven Ventura Title: CFO


Name: Brenda Bowman Title: Accounting Manager

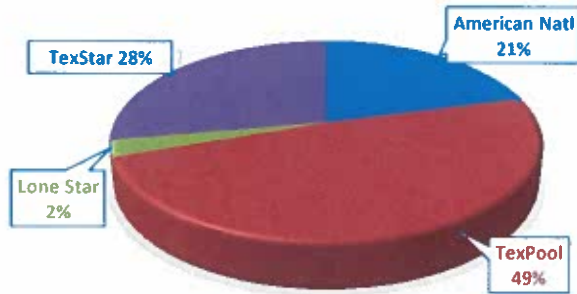

Name: Adam Wilbourn Title: Assistant Town Manager

**TOWN OF FAIRVIEW
INVESTMENT PORTFOLIO SUMMARY
FOR THE QUARTER ENDED SEPTEMBER 30, 2025**

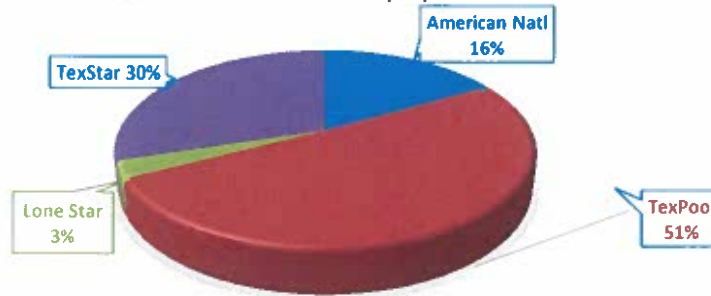
Account	Balance as of 6/30/2025	Deposits	Withdrawals	Interest Earned	Ending Balance as of 9/30/2025
CASH:					
American National - General Operating	4,083,399	9,597,369	11,350,646	7,089	2,337,211
American National - Reserve Account	2,500,000	-	-	-	2,500,000
American National - Emp Benefit Trust	31,690	238,611	156,097		114,204
American National - Donation Legal Fees	23,012	-		1	23,013
TOTAL CASH ACCOUNTS	\$ 6,638,101	\$ 9,835,980	\$ 11,506,743	\$ 7,090	\$ 4,974,427

Account	Balance as of 6/30/2025	Deposits	Withdrawals	Interest Earned	Ending Balance as of 9/30/2025
INVESTMENTS:					
TexPool - General Fund	\$ 726,185			\$ 7,881	\$ 734,066
TexPool - Water System	653,906	-	-	7,097	661,002
TexPool - Interest & Sinking	570,262	326,778	895,778	3,155	4,418
TexPool - CDC	2,007,336	265,553	214,000	21,651	2,080,540
TexPool - EDC	2,188,817	265,553	242,000	23,417	2,235,787
TexPool - 2016 CO	905,927		-	9,832	915,759
TexPool - Pooled Investment	7,984,586	-	-	88,859	8,073,445
TexPool - Street Fund	488,526	-	-	5,302	493,828
Lone Star - General Fund	829,503	-	-	9,235	838,738
TexStar-General Fund	8,886,160	-	-	\$ 95,874	8,982,034
TOTAL INVESTMENT ACCOUNTS	\$ 25,241,209	\$ 857,884	\$ 1,351,778	\$ 272,302	\$ 25,019,617
TOTAL CASH & INVESTMENTS	\$ 31,879,310				\$ 29,994,044

BALANCE AS OF 6/30/2025



ENDING BALANCE AS OF 9/30/2025



Town of Fairview
Detail of Security Holding
September 30, 2025

Security Description	Coupon	Maturity Date	Settlement Date	Par Value	Purchased Value	Adjusted Book Value	Market Price	Market Value	Life (mo)	Yield
American National Bank - General Operating	0.71%	10/1/2025	9/30/2025	2,337,210.67	2,337,210.67	2,337,210.67	100.00	2,337,210.67	1.00	0.0553%
American National Bank - Reserve Acct	0.00%	10/1/2025	9/30/2025	2,500,000.00	2,500,000.00	2,500,000.00	100.00	2,500,000.00	1.00	0.0000%
American Natl. - FV Twm Emp Benefit Trust	0.00%	10/1/2025	9/30/2025	114,204.15	114,204.15	114,204.15	100.00	114,204.15	1.00	0.0000%
American National - Donation Legal Fees	0.01%	10/1/2025	9/30/2025	23,012.61	23,012.61	23,012.61	100.00	23,012.61	1.00	0.0000%
TexPool - General Fund	4.31%	10/1/2025	9/30/2025	734,066.32	734,066.32	734,066.32	100.00	734,066.32	1.00	0.1055%
TexPool - Water System	4.31%	10/1/2025	9/30/2025	661,002.31	661,002.31	661,002.31	100.00	661,002.31	1.00	0.0950%
TexPool - Interest & Sinking	4.31%	10/1/2025	9/30/2025	4,417.78	4,417.78	4,417.78	100.00	4,417.78	1.00	0.0006%
TexPool - CDC	4.31%	10/1/2025	9/30/2025	2,080,540.28	2,080,540.28	2,080,540.28	100.00	2,080,540.28	1.00	0.2990%
TexPool - EDC	4.31%	10/1/2025	9/30/2025	2,235,786.51	2,235,786.51	2,235,786.51	100.00	2,235,786.51	1.00	0.3213%
TexPool - CO 2016	4.31%	10/1/2025	9/30/2025	915,758.51	915,758.51	915,758.51	100.00	915,758.51	1.00	0.1316%
TexPool Prime - Pooled Investment	4.42%	10/1/2025	9/30/2025	8,073,444.84	8,073,444.84	8,073,444.84	100.00	8,073,444.84	1.00	1.1897%
TexPool - Street Fund	4.31%	10/1/2025	9/30/2025	493,827.72	493,827.72	493,827.72	100.00	493,827.72	1.00	0.0710%
Lone Star - General Fund	4.37%	10/1/2025	9/30/2025	838,738.30	838,738.30	838,738.30	100.00	838,738.30	1.00	0.1222%
TexStar - General Fund	4.21%	10/1/2025	9/30/2025	8,982,034.19	8,982,034.19	8,982,034.19	100.00	8,982,034.19	1.00	1.2618%
TOTAL				\$ 29,994,044.19	\$ 29,994,044.19	\$ 29,994,044.19		\$ 29,994,044.19	1.00	3.6529%

(1)

(2)

(1) Weighted average life - For purposes of calculating weighted average life bank, pool, and money market investments are assumed to mature the next business day.

(2) Weighted average yield to maturity - The weighted average yield to maturity is based on adjusted book value, realized and unrealized gains/losses and investment advisory fees are not considered. The yield is for this month only.

**TOWN OF FAIRVIEW
GENERAL FUND
INVESTMENT PORTFOLIO
FOR THE QUARTER ENDED SEPTEMBER 30, 2025**

<u>Account</u>	<u>Balance as of 6/30/2025</u>	<u>Deposits</u>	<u>Withdrawals</u>	<u>Interest Earned</u>	<u>Ending Balance as of 9/30/2025</u>
INVESTMENTS:					
TexPool - General Fund	\$ 726,185.31	\$ -	\$ -	\$ 7,881.01	\$ 734,066.32
Lone Star - General Fund	829,503.16	-	-	9,235.14	838,738.30
TexStar - General Fund	8,886,159.85	-	-	95,874.34	8,982,034.19
TOTAL INVESTMENT ACCOUNTS	<u>\$ 10,441,848.32</u>	<u>\$ -</u>	<u>\$ -</u>	<u>\$ 112,990.49</u>	<u>\$ 10,554,838.81</u>

TOTAL GENERAL FUND INVESTMENT PORTFOLIO AS OF SEPTEMBER 30, 2025

\$ 10,554,838.81

**TOWN OF FAIRVIEW
DEBT SERVICE FUND
INVESTMENT PORTFOLIO
FOR THE QUARTER ENDED SEPTEMBER 30, 2025**

<u>Account</u>	<u>Balance as of 6/30/2025</u>	<u>Deposits</u>	<u>Withdrawals</u>	<u>Interest Earned</u>	<u>Ending Balance as of 9/30/2025</u>
INVESTMENTS:					
TexPool - Interest & Sinking	\$ 570,262.26	\$ 326,778.19	\$ 895,778.13	\$ 3,155.46	\$ 4,417.78
TOTAL INVESTMENT ACCOUNTS	<u>\$ 570,262.26</u>	<u>\$ 326,778.19</u>	<u>\$ 895,778.13</u>	<u>\$ 3,155.46</u>	<u>\$ 4,417.78</u>
 TOTAL DEBT SERVICE FUND INVESTMENT PORTFOLIO AS OF SEPTEMBER 30, 2025					 <u>\$ 4,417.78</u>

**TOWN OF FAIRVIEW
WATER FUND
INVESTMENT PORTFOLIO
FOR THE QUARTER ENDED SEPTEMBER 30, 2025**

<u>Account</u>	<u>Balance as of 6/30/2025</u>	<u>Deposits</u>	<u>Withdrawals</u>	<u>Interest Earned</u>	<u>Ending Balance as of 9/30/2025</u>
INVESTMENTS:					
TexPool - Water System	\$ 653,905.80	\$ -	\$ -	\$ 7,096.51	\$ 661,002.31
TOTAL INVESTMENT ACCOUNTS	<u>\$ 653,905.80</u>	<u>\$ -</u>	<u>\$ -</u>	<u>\$ 7,096.51</u>	<u>\$ 661,002.31</u>
TOTAL WATER FUND INVESTMENT PORTFOLIO AS OF SEPTEMBER 30, 2025					<u>\$ 661,002.31</u>

**TOWN OF FAIRVIEW
 CAPITAL PROJECT FUND
 INVESTMENT PORTFOLIO
 FOR THE QUARTER ENDED SEPTEMBER 30, 2025**

<u>Account</u>	<u>Balance as of 6/30/2025</u>	<u>Deposits</u>	<u>Withdrawals</u>	<u>Interest Earned</u>	<u>Ending Balance as of 9/30/2025</u>
INVESTMENTS:					
TexPool - 2016 CO	\$ 905,926.92	\$ -	\$ -	\$ 9,831.59	\$ 915,758.51
TOTAL INVESTMENT ACCOUNTS	<u>\$ 905,926.92</u>	<u>\$ -</u>	<u>\$ -</u>	<u>\$ 9,831.59</u>	<u>\$ 915,758.51</u>
 TOTAL CAPITAL PROJECT FUND INVESTMENT PORTFOLIO AS OF SEPTEMBER 30, 2025					 <u><u>\$ 915,758.51</u></u>

**TOWN OF FAIRVIEW
 CDC FUND
 INVESTMENT PORTFOLIO
 FOR THE QUARTER ENDED SEPTEMBER 30, 2025**

<u>Account</u>	<u>Balance as of 6/30/2025</u>	<u>Deposits</u>	<u>Withdrawals</u>	<u>Interest Earned</u>	<u>Ending Balance as of 9/30/2025</u>
INVESTMENTS:					
TexPool - CDC	\$ 2,007,336.28	\$ 265,552.81	\$ 214,000.00	\$ 21,651.19	\$ 2,080,540.28
TOTAL INVESTMENT ACCOUNTS	<u>\$ 2,007,336.28</u>	<u>\$ 265,552.81</u>	<u>\$ 214,000.00</u>	<u>\$ 21,651.19</u>	<u>\$ 2,080,540.28</u>
 TOTAL CDC FUND INVESTMENT PORTFOLIO AS OF SEPTEMBER 30, 2025					<u>\$ 2,080,540.28</u>

**TOWN OF FAIRVIEW
EDC FUND
INVESTMENT PORTFOLIO
FOR THE QUARTER ENDED SEPTEMBER 30, 2025**

<u>Account</u>	<u>Balance as of 6/30/2025</u>	<u>Deposits</u>	<u>Withdrawals</u>	<u>Interest Earned</u>	<u>Ending Balance as of 9/30/2025</u>
INVESTMENTS:					
TexPool - EDC	\$ 2,188,817.00	\$ 265,552.81	\$ 242,000.00	\$ 23,416.70	\$ 2,235,786.51
TOTAL INVESTMENT ACCOUNTS	<u>\$ 2,188,817.00</u>	<u>\$ 265,552.81</u>	<u>\$ 242,000.00</u>	<u>\$ 23,416.70</u>	<u>\$ 2,235,786.51</u>
 TOTAL EDC FUND INVESTMENT PORTFOLIO AS OF SEPTEMBER 30, 2025					<u><u>\$ 2,235,786.51</u></u>

**TOWN OF FAIRVIEW
 POOLED
 INVESTMENT PORTFOLIO
 FOR THE QUARTER ENDED SEPTEMBER 30, 2025**

<u>Account</u>	<u>Balance as of 6/30/2025</u>	<u>Deposits</u>	<u>Withdrawals</u>	<u>Interest Earned</u>	<u>Ending Balance as of 9/30/2025</u>
INVESTMENTS:					
TexPool - Pooled Investment	\$ 7,984,586.33	\$ -	\$ -	\$ 88,858.51	\$ 8,073,444.84
TOTAL INVESTMENT ACCOUNTS	<u>\$ 7,984,586.33</u>	<u>\$ -</u>	<u>\$ -</u>	<u>\$ 88,858.51</u>	<u>\$ 8,073,444.84</u>
TOTAL POOLED INVESTMENT PORTFOLIO AS OF SEPTEMBER 30, 2025					<u>\$ 8,073,444.84</u>

**TOWN OF FAIRVIEW
STREET FUND
INVESTMENT PORTFOLIO
FOR THE QUARTER ENDED SEPTEMBER 30, 2025**

<u>Account</u>	<u>Balance as of 6/30/2025</u>	<u>Deposits</u>	<u>Withdrawals</u>	<u>Interest Earned</u>	<u>Ending Balance as of 9/30/2025</u>
INVESTMENTS:					
TexPool - Street Fund	\$ 488,526.08	\$ -	\$ -	\$ 5,301.64	\$ 493,827.72
TOTAL INVESTMENT ACCOUNTS	<u>\$ 488,526.08</u>	<u>\$ -</u>	<u>\$ -</u>	<u>\$ 5,301.64</u>	<u>\$ 493,827.72</u>
 TOTAL STREET FUND INVESTMENT PORTFOLIO AS OF SEPTEMBER 30, 2025					<u>\$ 493,827.72</u>